

Герберт Пухта, Гюнтер Гернгрос, Пітер Льюїс-Джонс

АНГЛІЙСЬКА МОВА English

Підручник для 3 класу
закладів загальної середньої освіти
(з аудіосупроводом)

Рекомендовано Міністерством освіти і науки України



Київ
Видавництво «Лінгвіст»
2020

УДК 811.111 клЗ (075.2)
П90

«Рекомендовано Міністерством освіти і науки України»
(Наказ Міністерства освіти і науки України від 21.02.2020 № 271)

Видано за державні кошти.
Продаж заборонено

П90

Герберт Пухта, Гюнтер Гернґрос, Пітер Льюїс-Джонс

Англійська мова: підручник для 3 класу закладів загальної середньої освіти
(з аудіосупроводом) / Герберт Пухта, Гюнтер Гернґрос, Пітер Льюїс-Джонс. –
К.: Видавництво «Лінгвіст», 2020. – 112 с.

ISBN 978-617-7713-41-7

Підручник з аудіосупроводом призначений для вивчення англійської мови в 3-му класі, розроблений згідно з Державним стандартом початкової загальної середньої освіти Нової української школи та відповідно до Типової освітньої програми для закладів загальної середньої освіти. Підручник має ґрунтовну комунікативну й діяльнісну спрямованість, розвиває навички образного, логічного та критичного мислення і створює міцну основу для подальшого навчання.

УДК 811.111 клЗ (075.2)

Аудіосупровід до підручника Ви знайдете за посиланням
<https://lib.imzo.gov.ua/>

ISBN (англ.) 978-848-3235-41-6
ISBN (укр.) 978-617-7713-41-7

© Quick Minds, Cambridge University Press, 2014
© Quick Minds (Ukrainian edition), Cambridge
University Press and Publishing House Linguist, 2020

CONTENTS

MEET THE EXPLORERS	4
UNIT 1 MY WEEK	10
UNIT 2 BIRTHDAYS	18
UNIT 3 HIS HAIR IS CURLY	26
REVIEW: Meet the Explorers, units 1, 2 and 3	34
UNIT 4 THE HAUNTED HOUSE	36
UNIT 5 BY THE SEA	44
UNIT 6 OUR SCHOOL	52
REVIEW: units 4, 5 and 6	60
UNIT 7 IN THE HOSPITAL	62
UNIT 8 THE MARKET	70
UNIT 9 OUR DAILY TASKS	78
REVIEW: units 7, 8 and 9	86
CULTURE: units 1–9	88
I CAN DO: units 1–9	97
GRAMMAR FOCUS	106

MEET THE EXPLORERS

Hello! I'm Lucy.
I'm nine.



Hi! I'm Ben. I'm eight. This is our
dog, Buster. We're in the castle.
There's a book in the castle.
The book has got the secret.

1 ^{CD 1}₀₂ Listen and look. Then listen and say the words.

1 castle

2 one - ten

3 eleven - twenty

1 Bolton Castle

2 ↑ Rooms 1-10

3 ↓ Rooms 11-20



2 Say the missing numbers.


1, 2, ■, 4, 5, ■, ■, 8, ■, 10, 11, 12, ■, ■, 15, ■, ■, 18, ■, 20

3 Talk to your friend.

Hi! I'm Liza. I'm eight.
How old are you?

Hello! I'm Ihor. I'm
ten.

1 Look, read and say *Ben* or *Lucy*.



Who says ...

1 I can ride a bike.

2 I can't make a sandcastle.

3 I can skip.

4 I can't fly a kite.



2 CD 1 04

Listen and say.

GRAMMAR FOCUS

I **can** ride a bike.






She **can't** play football.

They **can** fly a kite.



3 Look and make sentences.

Lucy can paint.

			
	✓	✗	✓
	✗	✓	✓

1 CD 1
05

Listen and sing.

THE EXPLORERS!

Here they come.
Lucy and Ben
Adventure and fun.



THE EXPLORERS!

Here they are.
Ben and Lucy
Action stars.



She can skip and paint and swim
In the sea, in the sea.
She's an action star, an action star
Just like you and me.

THE EXPLORERS! ...

He can ride a bike and swim
In the sea, in the sea.
He's an action star, an action star
Just like you and me.



THE EXPLORERS! ...



2 Choose words and read out your verse.



I can ...

And ...

I'm an action star, an action star
Just like Ben and Lucy.

1 CD 1 07

What pet have they got? Listen and say the letter.

1



David

2



Sandra

3



Tom and Kim

4



Daniel and Emma

a



b



c



d



2 CD 1 08

Listen and say.

GRAMMAR FOCUS

She's got a dog.

We've got two cats.

He's got a bike.


They've got a football.



3

Look at the picture. Say and guess.

They've got bikes.



Mike and ...

1 CD 1
09

The Explorers

The old book



Lucy: What's that?
Ben: It's a door. A secret door.
Lucy: Let's open it. Buster, wait here!



Ben: Here's the book!
Zelda: They've got the book, Horax! Let's get them.
Horax: Wait, Zelda!



Ben: Let's go.
Horax: Stop there! We want that book.
Ben: Oh no! Who are they?




Horax: Give me the book!
Lucy: No, you can't have it!
Horax: Yes, we can!



Ben: Good dog, Buster!
Lucy: Quick, Buster!
Ben: Where are those people, Buster?



Ben: How can we get the book back?
Lucy: I've got an idea!



Horax: Oh no, stop!
Zelda: Go away, silly dog!
Lucy: Help, Buster!



Lucy: Run! We've got the book.
Ben: Well done, Buster!

2 Read and say *true* or *false*.

- 1 There's a secret door in the castle.
- 2 Ben, Lucy and Buster go to the basement.
- 3 Ben and Lucy find the old book.
- 4 Horax and Zelda don't want the book.
- 5 Buster and The Explorers get the book back.

3 Find who says ...

4 Listen and say.



Phonics

Gus **p**ats his **e**ts a **l**ot.

1

MY WEEK

1 CD 1
13

Listen and look. Then listen and say the words.

LIBRARY

Arts Festival

This week

Prepare for the festival on Sunday!
Lots of practice this week!

1 Monday

2 Tuesday

3 Wednesday

4 Thursday

5 Friday

6 Saturday

7 Sunday

1 Monday:
Music



6 Saturday:
Music



2 Tuesday:
Drawing



7 Sunday:
Arts Festival!

3 Wednesday:
Painting



4 Thursday:
Music



5 Friday:
Painting



Monday / Tuesday / Wednesday /
Thursday / Friday / Saturday /
Sunday / Arts Festival!

2 Say the day before and after.

Thursday.

Wednesday and Friday.

1 CD 1
14

Read and listen. Then say the correct answer.



Rosie: I've got a busy week, but I like it!

Sam: So do I.

Rosie: I play tennis on ⁽¹⁾ **Mondays / Wednesdays.**

Sam: I don't. I play football on ⁽²⁾ **Mondays / Tuesdays.**

Rosie: Great! And I go swimming on ⁽³⁾ **Thursdays / Fridays.**

Sam: Cool! And I fly my kite on ⁽⁴⁾ **Saturdays / Sundays.** It's fun!

2 CD 1
15

Listen and say.

GRAMMAR FOCUS

I go swimming on Mondays.

I play football on Saturdays.

So do I.

I don't.



3

Talk about your week.

I don't. I ... on Mondays.

So do !!

I ... on Mondays.



1 CD 1
17

Listen and sing.



It's a busy, busy, busy, busy,
Busy, busy, busy week ...

On Mondays we go swimming.
On Tuesdays we play ball.
On Wednesdays and on Thursdays,
We play computer games.
On Fridays we play football.
On Saturdays we sing.
On Sundays we play hide-and-seek.
Oh, what a busy week!
It's a busy, busy, busy, busy,
Busy, busy, busy week ...

Oh, yeah!

2 Point to the pictures and say.

On Mondays we go swimming.


1 CD 1 19

Listen and say the correct answer.

Do you listen to music at the weekend?



Yes, I do.




No, I don't.

Do you play computer games at the weekend?



Yes, I do.



No, I don't.

2 CD 1 20

Listen and say.

GRAMMAR FOCUS

Do you play computer games at the weekend?

Yes, I do.

No, I don't.



3 Play the question game.

Do you ... at the weekend?

Yes, I do.





Lucy: Excuse me. Can you help us, please?
Mr Williams: Sure. What's the problem?
Ben: We can't read this book. It's in code.



Mr Williams: Hmm. There are lots of clues in this book. I like doing puzzles!



Mr Williams: This is difficult! Can I keep the book? I can tell you on Friday.
Lucy: Keep the book?
Ben: No, sorry.



Mr Williams: OK then, sorry. I can't help you.
Lucy: OK, that's fine. Thanks.



Ben: Oh! It's dark!
Lucy: Come on, Ben. Let's go.



Ben: Lucy, do you think ... ?
Lucy: Yes, Ben! Horax and Zelda want the book!
Ben: But are they here in the school?
Lucy: Yes. We need help.



Lucy: Hey, look! What's this?
Ben: Let's see ... It's the secret to the code.
 Now we can read the clues!



Horax: The children have got the book.
Zelda: What about the code?
Horax: I don't understand the code. Let's follow the children.

2 What's the message from the book? Use the code to find out.

A B C D E F G H I J K L M N O P Q R S T U V W X Y Z
 Ѡ ѡ Ѣ ѣ Ѧ ѧ Ѩ ѩ Ѭ ѭ Ѯ ѯ Ѱ ѱ Ѳ ѳ Ѵ ѵ Ѷ ѷ Ѹ ѹ

THINK!

Ѡѣѧѣ / ѳѦѣ / ѡѣѧѣѧѣ / Ѧѣѳѣѧѣ /
 ѳѣ / ѣѧѣѧѣ / ѳѦѣѧѣ / ѧѣѣѣѣ / ѳѣ /
 ѳѦѣѧѣ / ѳѣѧѣѧѣѧѣ

3 Find who says ... OK, that's fine. Thanks.

4 CD 1
22 **Listen and say.**

Phonics



DJ Cool K plays **CDs** for **ETs** from planet **QB3**.

Learn and think

Musical Instruments

1 CD 1
26 Listen and say the letter.



recorder




guitar



triangle

2 Read about the different families of musical instruments.



flute

Wind instruments

You use your mouth to play these instruments. You blow through the instrument to make a sound.

blow



piano

Stringed instruments

Instruments with strings are called stringed instruments. You can see the strings in the guitar but not in the piano – they're inside!

strings




drum

Percussion instruments

We use percussion instruments to play the rhythm of the music. When you listen to the drums you hear a rhythm.

rhythm



3 Which family are the instruments in Activity 1 from?

4 Which family are the instruments from?

Cymbals are ... instruments.



trombone



harp



cymbals



cello



castanets



saxophone

5 Answer the questions.

- 1 What other musical instruments do you know? Which family are they from?
- 2 What's your favourite instrument?

6 Make some maracas.

PROJECT



- 1 Take two empty plastic bottles. Fill them with rice. Shake them and hear the sound they make.
- 2 Decorate your maracas.
- 3 Play some music and play the rhythm.
Which musical instrument family are your maracas from?

2

BIRTHDAYS

1 CD 1
27

Listen and look. Then listen and say the words.

1 January

2 February

3 March

4 April

5 May

6 June

7 July

8 August

9 September

10 October

11 November

12 December

My Birthday!

January 1	February 2	March 3	April 4
May 5	June 6	July 7	August 8
September 9 	October 10	November 11	December 12



*After parties,
there's work to do.
A letter's here.
It's waiting for you.*

2 Guess the month.

This month starts with J.

Is it January?

1 CD 1
28

Look at Laura's friends and family.
Listen and say the month.

August June May April



1 This is my friend, Tom. His birthday is in



2 This is my friend, Tina. Her birthday is in



3 These are my cousins, Tim and Nick. Their birthdays are in



4 This is me and my sister, Sara. Our birthdays are in

2 CD 1
29

Listen and say.

GRAMMAR FOCUS

When's your birthday?

Our birthdays are in December.

Their birthdays are in July.

It's **in** May.



3

Find out when your friends' birthdays are. Then play the birthday game.



Our birthdays are in ...

1 CD 1
31

Listen and sing.

Hello everyone, listen carefully,
This is the story of Sally.

Her birthday's not in January,
It isn't in February or March.
It isn't in June, July or August,
And it's not in September.

Hello everyone, listen carefully,
This is the story of Sally.

Her birthday's not in October,
Her birthday's not in November,
But, please, please remember:
It's in December!

Happy birthday, Sally!



2

Choose words and read out your verse.



My birthday's not in ... ,
It isn't in ... or
It isn't in ... , ... or ... ,
Please remember:
It's in ... !

1 Look, read and say the letter.



- 1 The doll's happy.
- 2 The monkey's funny.
- 3 The yellow monster's sad.
- 4 The green monster's serious.
- 5 The blue robot's dirty.
- 6 The teddy bear's old.
- 7 The orange robot's clean.
- 8 The puppy's young.

2 ^{CD 1}₃₃ Listen and say.

GRAMMAR FOCUS

The doll **is** happy. → The doll's **happy**.
The puppy **is** sad. → The puppy's **sad**.



3 Write a sentence and mime. Guess.



My sentence is about a cat.

The cat's happy.



1 CD 1
35

The Explorers

Tidying up



Ben: Great party, Lucy! Back to the book now!

Lucy: There's one letter here. But where?

Ben: Hmm. Let's think ...



Horax: There's a letter here.

Zelda: Let's wait for dark.

Horax: Good idea.



Horax: The letter isn't here.

Zelda: I don't like this village. It's dirty. Let's go.



Ben: Oh, no! What a mess!

Lucy: Remember the clue, 'there's work to do'.

Ben: OK. Let's tidy up.



Ben: No letter here!



Lucy: This isn't fun. Where's that letter?



Lucy: What's that? Yes! Ben, come here!
Ben: What is it?
Lucy: Come and look!



Ben: Wow! It's the letter!
Lucy: Yes, a big letter F. We've got it!

2 Read and say *Ben, Lucy, Horax or Zelda.*

Who says ...

- 1 'There's one letter here. But where?'
- 2 'The letter isn't here.'
- 3 'I don't like this village. It's dirty.'
- 4 'Let's tidy up.'
- 5 'Come and look!'

3 Find who says ...

Yes, a **b**ig letter **F**. We've got it!

4 Listen and say.

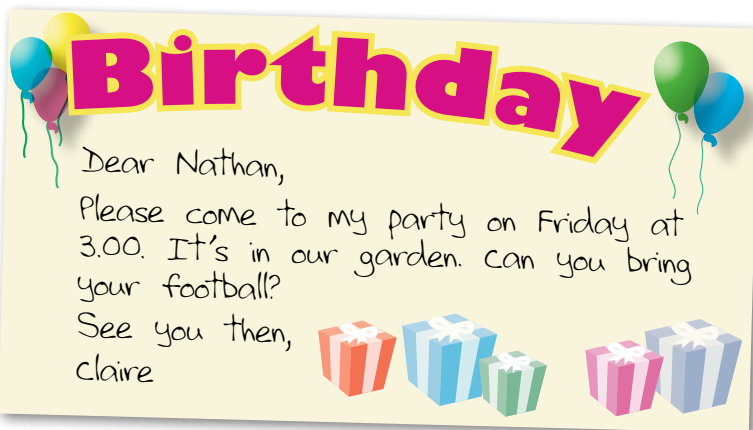


Vic sells **b**ig balloons from the **b**ack of his **v**an.

Skills

1

Read the birthday invitation. Then answer the questions.



- 1 Who is it for?
- 2 What day is it on?
- 3 Where is it?

2

Read and think. Say what's missing in each birthday invitation.

THINK!

a

Come to my birthday party on Sunday. You can come with your sister. Can you bring your football? The birthday party is in our garden, at 4.00. See you on Sunday,
Tim

b

Dear Oliver,
Please come to my birthday party on Saturday at 5.00. Bring your running shoes for a race! See you on Saturday,
Tara

c

Dear Linda,
Please come to my birthday party. Can you bring some music? You can come with your brother, too. The party is at my house, at 3.00. See you there!
Emma

3

Write an email. Invite your friend to your birthday party.

Create that!

1 CD 1
40

Listen and imagine.
Then draw your picture.



2 Write about your picture. Use these questions.



- 1 What toys are there in the party?
- 2 Who's happy / sad?
- 3 Who's dirty / clean?
- 4 Who's funny / serious?

My toys are having a party! There's my robot, my monster, my cars and my animals. There's a cake on my desk. My robot's very happy ...

3 Now tell the class.



It's night-time in my bedroom. My toys are having a party. This is my robot and ...

3

HIS HAIR IS CURLY

1 CD 2
02

Listen and look. Then listen and say the words.



2 Say and guess.

He's got a moustache.

It's the old man.

1 Look, read and say the letter.

THINK!



- 1 Our eyes are green.
- 2 His nose is long.
- 3 My teeth are big and white.
- 4 Her ears are big.
- 5 Their hair is short and straight.
- 6 Her hair is blonde and curly.

2 ^{CD 2}₀₃ Listen and say.

GRAMMAR FOCUS

My eyes are big.
His moustache is long.
Our eyes are brown.

Your hair is blonde and curly.
Her hair is short and straight.
Their teeth are white.



3 Describe a classmate. Your friend guesses.

His hair is brown and curly.



I think it's ...

1 CD 2
05

Listen and sing.

His hair is straight
His ears are small
His teeth are big
But that's not all.

He's a great, great, great, great boy,
He's a lot of fun to be with, yeah.
He's a great, great, great, great boy,
His name is Roy!

Her hair is curly
Her nose is short
She's a little thin
She really likes sport.

She's a great, great, great, great girl,
She's a lot of fun to be with, yeah.
She's a great, great, great, great girl,
Her name is Isabelle!



2 Choose words and read out your verse.



His / Her ... is ...

His / Her ... are ...

He's / She's a little ...

He / She really likes ...

1 CD 2
07


Look, listen and say the letter for each name.

Pablo David Harry Kim Sandra Emily

a



b



c



d



e



f



2 CD 2
08

Listen and say.

GRAMMAR FOCUS

Tom's sweater is blue.

Olivia's hair is curly.

Daniel's trousers are big.



3

Look at Activity 1 and play the memory game.
Describe the children.

Describe David.

David's T-shirt is yellow. His hair is ...


1 CD 2
09

The Explorers

The knight



Lucy: There's one letter here.
Ben: Mmm. Are you sure it's here?



Ben: What's that! Help!
Lucy: Oh! It's an arrow!
Ben: Someone's trying to hurt us.




Ben: Let's go. We can come back tomorrow ...
Lucy: Look out! It's a knight! He's coming after us. Run!



Ben: Look, this is a good place to hide.
Lucy: Yes, it is. We're lucky!
Ben: Shhh. Let's keep quiet.



Lucy: I've got an idea. Hold Buster's lead.
Buster, come here!
Ben: That's it, Buster! Good dog!



Ben: What a great idea, Lucy.
Lucy: Thanks, Ben! Now... where's that letter?



Ben: Look! The knight's shield! Look at the symbol!
Lucy: It's an I, Ben. It's our next letter.



Zelda: Poor Horax.
Horax: Oh, I feel terrible! Let's go and get those children.
Zelda: And their map.

2 Answer the questions.

Who ...

- 1 sees the knight?
- 2 is coming after Ben and Lucy?
- 3 finds a place to hide?
- 4 has a great idea?
- 5 sees the shield?
- 6 is the knight?

3 Find the crown and arrow in the story.

4 Listen and say.



Phonics

A **crowd** is watching the **clown show** from the **window**.

Discover museums

1 Read the texts and match them to the pictures.

1

The National Museum of Natural History of Ukraine is in Kyiv. It's an interesting place. You can see different animals, their skeletons, and **rocks** there.

2

The Museum of the History of Ukraine is a famous museum in Kyiv. You can see **coins, paintings**, clothes, and other things from the past.

a



b



2 Read about the museums again. Say what these photos show.

THINK!

1



2



3



3 Read and match.



1 I'd like to go to The Museum of History **and** The Science Museum.

a The girl likes only one museum.



2 I'd like to go to The Old Cars Museum **or** The Sports Museum.

b The girl likes two museums. She'd like to visit two museums.



3 I'd like to go to The Museum of Toys, **but** I don't like The Coins Museum.

c The boy likes two museums. He'd like to visit one of them.

4 Read and fill in the gaps with *and*, *or*, *but*.

- 1 This museum is great! I like the plates **...** cups.
- 2 Would you like to visit The Museum of Art **...** the zoo today?
- 3 My father is a teacher, **...** he works at school.
- 4 I like reading about animals, **...** I don't like books about robots.

5 Choose one of the museums on page 32 and say. Use *and*, *or*, *but*.

I'd like to go to You can see ..., but you can't see ... there.

6 Make a collage for a time capsule.

PROJECT

- 1 There are interesting objects capsule. These objects tell people in the future about life in the past. Make a time capsule. Write a list of four things.



a TV
a Computer game
a guitar
a digital Camera



Quiz time



1 Ask and answer.

1 What number is next: twelve, fourteen, sixteen ...

- a** eighteen **b** nineteen **c** twenty




2 ... ride your bike at the weekend?

- a** Are you **b** You **c** Do you

3 This is me and my cousin, Julie.
... birthdays are in May.

- a** My **b** Our **c** Their



4 ... hair is blonde and straight.

- a** Maria **b** Maria's **c** Marias


5 A drum is a ... instrument.

- a** stringed **b** wind **c** percussion



6 Alex ... climb a tree.

- a** can **b** can't



7 Which is the word with the different sound?

- a** yellow **b** window **c** flower



8 Do you go swimming on Mondays?

- a** Yes, I do. **b** Yes, I can. **c** Yes, I have.

Act out a birthday party

1

Look, read and plan.

At birthday parties, people eat their favourite foods and give presents. They play games and listen to music. They have lots of fun!



PARTY PLAN

- **Day:** Saturday
- **Place:** my house
- **Food:** sandwiches, cake, ice cream, juice
- **Games:** tug of war, three-legged race

USEFUL LANGUAGE

Child 1

Happy birthday!

Thanks, the ... is very good.
Let's play ...

Child 2

Thanks!
Thank you for your present.

Have some ...
Yes, good idea. /
No, I don't like ...

2

Act out your play.

Happy birthday!



Thank you for
your present.

4

THE HAUNTED HOUSE

1 CD 2
15

Listen and look. Then listen and say the words.

1 bathroom

2 bedroom

3 living room


4 hall

5 dining room

6 kitchen

7 stairs

8 cellar



2 Play the object and room game.

Wardrobe.

Bedroom.

*Go up high in
the town.
See the letter when
you look down.*

1 CD 2 16


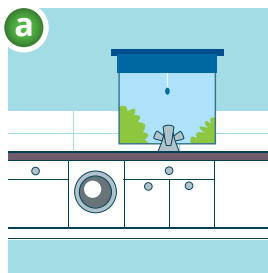
Where are the monsters? Listen and say the letter.



Malcolm

Mary

Mervin and Matt



2 CD 2 17

Listen and say.

GRAMMAR FOCUS

Where's Mike?

Where's Linda?

Where are Harry and Freddie?

He's in the kitchen.

She's in the bedroom.

They're in the living room.



3

Ask and answer.

Where's the father?

He's in the ...



1 CD 2
19

Listen and sing.

Where's Lionel?
Where is he?
He's in the bedroom,
Come and see!

Where's Kitty?
Where is she?
She's in the living room,
Come and see!

Come and see, come and see
Come and see the animals
And come and see me!

Where's Sammy?
Where is he?
He's in the kitchen,
Come and see!

Where's Simon?
Where is he?
He's in the cellar,
Come and see!

Come and see, come and see ...



2

Look at the picture of the house and say.

Where are the crocodiles?
Where are the tigers?

1 CD 2
21

Look, read and say the correct answer. Listen and check.



- | | | |
|---|---------------------------|-------------------------------------|
| 1 | Is there a park? | Yes, there is. / No, there isn't. |
| 2 | Are there any bikes? | Yes, there are. / No, there aren't. |
| 3 | Are there any dogs? | Yes, there are. / No, there aren't. |
| 4 | How many ducks are there? | There are four. / There are seven. |

2 CD 2
22

Listen and say.

GRAMMAR FOCUS

Is there a plane?

Yes, **there is**.

Are there any rats?

No, **there aren't**.

How many cars are there?

There are four cars.



3

Look at Activity 1 again. Ask and answer.

Is there a ... ?

1



2



3



4

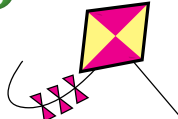


Yes, there is.

5



6



7



8



1

CD 2
23

The Explorers

Up high



Zelda: The children are here!
Lucy: Let's hurry, Ben – to the tower!
Ben: OK. Come on, Buster.



Lucy: Look! The tower's over there!
Ben: Yes, I can see it now.



Ben: Hey, Lucy, look! A ship!
Lucy: Sorry, Ben. No time to play!



Ben: Come on, Lucy!
Lucy: Mmm. The Pirate Ship is really high.



Ben: Lucy! Where are you going?
Lucy: I'm going to the Pirate Ship!
Ben: What?



Lucy: Let's go on the ship. Quick!
Ben: But what about the tower?



Ben: We're above the tower!
Lucy: Yes, we're really high now!
Ben: Look! The letter!
Lucy: It's an R. Great!



Horax: There aren't any letters here.
Zelda: We're in the wrong place!

2 Say the correct sentences.

- | | |
|-------------------------------------------|--------------------|
| 1 There's a Pirate Ship in ... | a the tower. |
| 2 Ben and Lucy go on ... | b the funfair. |
| 3 From the ship, Ben and Lucy can see ... | c the letter R. |
| 4 Horax and Zelda are in ... | d the Pirate Ship. |

3 Find who says ... It's an **R**. Great!

4 CD 2
24 **Listen and say.**

Phonics


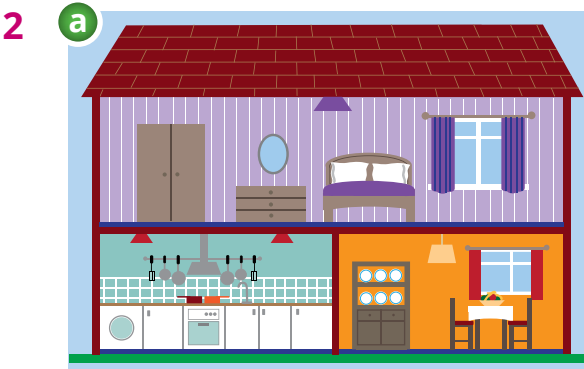



Roxy, Ron and Ray are the Triple R rock stars from Mars.

Skills

1 CD 2 28

Listen and say the letter.



2 Read about Tom's house. Is it the same as your house?
Talk to your friend.

I live in a nice house. There are three bedrooms, a kitchen, a dining room, a living room and a hall. There isn't a cellar. I like my house.



Create that!

1 CD 2 29

Listen and imagine. Then draw your picture.



2 Write about your picture. Use these questions.



- 1 Is the haunted house big or small?
- 2 What colour is it?
- 3 How many bedrooms are there?
- 4 Are there any ghosts, rats or spiders in the rooms?

This is my haunted house. It's old and scary! The house is grey. There are two bedrooms, a kitchen, a dining room and a living room. There's a ghost in the kitchen, and ...

3 Now tell the class.



This is my haunted house. It's old and scary! There are ...

5

BY THE SEA

1 CD 2
31

Listen and look. Then listen and say the words.



1 fish

2 play with the dog

3 clean your goggles

4 play the guitar

5 talk on the phone

6 dance

7 listen to the radio

8 read a book

*Dive down
and get wet.
Another letter
you can get.*


2 Play the miming game.

What am I doing?


You're cleaning your goggles.

1 CD 2 32

Look, read and point to the correct picture. Listen and check.



Tom



Anna



Paul and Sarah

- 1 Tom is playing with his cat. He isn't talking on the phone.
- 2 Anna is reading a book. She isn't playing the piano.
- 3 Paul and Sarah are dancing. They aren't listening to the radio.

2 CD 2 33

Listen and say.

GRAMMAR FOCUS

Peter **is eating** an ice cream.
 Emma and Bob **are dancing**.

He **isn't reading** a book.
 They **aren't fishing**.



3

Look at the picture. Say and guess.



1 CD 2 35

Listen and sing.



Molly isn't playing with me
And I'm here all alone.
Molly isn't listening to me
She's talking on the phone!

Talking, talking on the phone,
And I've got nothing to do.
Talking, talking on the phone,
I want to talk to you!

Fred and Ben aren't fishing with me
And I'm here on my own.
Fred and Ben aren't talking to me
They're talking on the phone!


Talking, talking ...



2 Talk about these people.

Rachel isn't ...

She's talking ...



Rachel



Sam and Brad



George



Kim and Mary

1 CD 2
37

Listen and say the letter.



Ian





Martha



Lisa and Adam



Connor and Ruby



2 CD 2
38

Listen and say.

GRAMMAR FOCUS

Is Ana **having** lunch?

Is Tim **swimming**?

Are Chris and Luc **reading**?

Are Maria and Jane **sleeping**?

Yes, she **is**.

No, he **isn't**.

Yes, they **are**.

No, they **aren't**.



3

Draw and guess.



Yes, she is.

Is she ... ?

1 CD 2
39

The Explorers

The trap



Lucy: I can't see a letter.
Ben: Hey, what about that big shell?
Lucy: Good idea.
Ben: Let's have a look.



Lucy: Is there a letter in the shell?
Ben: No, there isn't.
Lucy: Let's look in a different place.



Ben: Help, Lucy! I can't get my arm out.
Lucy: I'm sorry, Ben. I can't open the shell.




Ben: Oh, no! It's Horax and Zelda.
Lucy: And a shark!
Horax: Come out big shark.



Zelda: What is the shark doing? It isn't very happy.
Horax: What! Not me you silly shark. Get the children!



Horax: Help! Help!
Ben: That shark doesn't like Horax.
Lucy: No. And he doesn't like his cage.



Ben: Thank you, octopus!
Lucy: Great. Now we can go and find that letter.



Lucy: Look! Look at the fish.
Ben: It's the letter S!
Lucy: Hurray!

2 Find the picture in the story where ...

- 1 Ben and Lucy find the next letter.
- 2 The shark comes out of its cage.
- 3 The octopus helps Ben to escape.
- 4 Ben and Lucy see a big shell.
- 5 The shark is angry with Horax and Zelda.

3 Find who says ...

I'm sorry, Ben. I can't open the shell.

4 Listen and say.

CD 2
40

Phonics



Sam gets some short socks at the Super Special Shoe Shop.



Patterns and Symmetry

1 CD 2
43

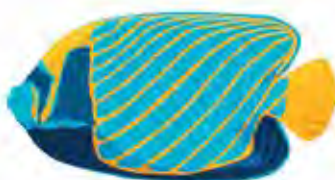
Listen, look and say the letter.

a



vertical stripes

b



diagonal stripes

c



horizontal stripes

d



spiral

e



spots

2 Look at the pictures. Which patterns can you see? **THINK!**

In picture 1, I can see ...

1



2



3



4



5



6



3 CD 2
44

Listen, read and answer.

THINK!

We can find patterns and symmetry in the natural world. Look at the patterns on page 50. But what is symmetry?

This seahorse is asymmetrical.


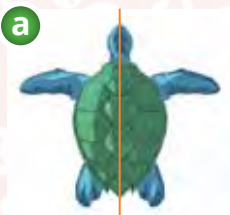
Something is symmetrical when you draw a line down the middle and the two sides are the same shape.



This starfish is symmetrical.



Which of these pictures are symmetrical?



4 Make a symmetrical fish.

PROJECT



1 Draw a line on a piece of paper. Draw half a fish.



2 Cut out your half fish.



3 Fold and draw around your fish. Then cut out your fish.

4 Paint the top half of the fish. Press the bottom half onto it.



5 Open your fish. Make an ocean scene.



6

OUR SCHOOL



1 ^{CD 3}₀₂ Listen and look. Then listen and say the words.

1 playground

2 classroom

3 music room

4 toilets

5 computer room

6 library

7 reception

8 dining hall

9 gym



*The next letter is in
your school.
It's not in the gym,
playground or pool.*

2 Say and guess.

We wash our hands here.

The toilets.

1 CD 3 03

Listen and say the letter.

a



b



2 CD 3 04

Listen and say.

GRAMMAR FOCUS

I **was** in the music room yesterday at 10 o'clock.
I **wasn't** in the library.

You **were** in the gym yesterday at 11 o'clock.
You **weren't** in the classroom.



3

Look at the pictures and the times. Say and guess.

I was here at eleven o'clock.

You were in the playground!



1 CD 3
05

Listen and sing.

Yesterday at two
Yesterday at two
I was with Linda and with Sue.

I wasn't in the library,
I wasn't in the gym,
I wasn't with my brother,
I wasn't there with Jim!

Yesterday at two ...

I wasn't in the playground,
I wasn't in the dining hall,
I wasn't in the music room,
I was at a party, dancing rock 'n' roll!

Yesterday at two ...



2 Choose words and read out your verses.



Yesterday at ...

I was with ...

I wasn't in the ... ,

I wasn't ... ,

I wasn't with my ... ,

I wasn't there ... !

1 CD 3 07

Read, look and say the letter. Listen and check.

THINK!

1



Sally

Were you at the train station yesterday at 5 o'clock?

Yes, I was.



2



Fred

Were you in the park yesterday at 4 o'clock?

No, I wasn't. I was at the cinema.



3



Jane

Were you at the swimming pool yesterday morning?

No, I wasn't. I was in the park.



4



Paul

Were you at the swimming pool yesterday afternoon?

Yes, I was.



2 CD 3 08

Listen and say.

GRAMMAR FOCUS

Were you in the park yesterday at 6 o'clock? Yes, I was.

Were you at the cinema yesterday afternoon? No, I wasn't.



3

Play the guessing game.

Yesterday ...
I was at the cinema.
I was at the train station.
I was in the library.



Yes, I was.

Were you at the cinema yesterday?

1 CD 3
09

The Explorers

In the music room



Mr Roberts: OK, time for a break. You can all go to the dining hall now and have a drink and a snack.

Ben: Shall we stay here?



Lucy: Let's go for a drink first.

Ben: OK. We can look later.

Lucy: Good idea.



Ben: Orange juice and an apple, please.

Lucy: And hot chocolate and a banana for me, please.

Assistant: Here you are.



Ben: Hey! It's on your cup!

Lucy: Is it? Well spotted! The N and D!



Horax: Ha! Here's the map. I'm going to be rich and famous!



Mr Roberts: What are you doing in here?

Horax: Erm ... I'm sorry, I'm sorry.

Mr Roberts: Leave now!



Lucy: Oh no! Look! Your rucksack's open.
Ben: The map! Where is it? Horax! He was here!
Lucy: Oh no! What can we do now?



Lucy: Hey, there's the map!
Ben: Cool!

2 Read and say the correct sentences.

cup rucksack music room dining hall trumpet orchestra

- 1 Lucy and Ben are at ... practice.
- 2 At the break, they go to the
- 3 Ben sees the next line on Lucy's
- 4 Horax finds the map in Ben's
- 5 Mr Roberts finds Horax in the
- 6 Horax puts the map in a

3 Find the girl with short curly hair in the orchestra.

4 Listen and say.



Phonics

Fern is tall. She's feeding birds. Bert is short. He's reading words.

Skills

1

Look, read and say the best answer.

THINK!



1 **Jim:** Hello, I'm Jim. Are you new at this school?

Daisy: a Yes, you are. b Yes, I am. c Yes, I do.

2 **Jim:** What do you think of the school?

Daisy: a I think it's great. b I like the school best. c I can't find it.

3 **Jim:** Were you in the library yesterday afternoon?

Daisy: a No, I was in the gym. b No, I like books. c Yes, I'd like to go.

4 **Jim:** What's your favourite sport?

Daisy: a I don't go swimming. b I love basketball. c I'd like a game.

5 **Jim:** Have you got a pet?

Daisy: a Yes, they've got a rabbit. b Yes, you've got a rabbit. c Yes, I've got a rabbit.

2

Imagine your friend is new at your school. Interview your friend

Are you new at this school?

Yes, ...

Create that!

1 CD 3
14

Listen and imagine. Then draw your picture.



2 Write about your picture. Use these questions.



- 1 What colour is your music room?
- 2 What instruments are there?
- 3 What is the teacher doing?
- 4 Who is playing each instrument?

This is my dream school. The music room is blue. There are two guitars, three drums and a piano. The teacher is playing the piano and my friends Carlos and Sandra are playing the guitars ...

3 Now tell the class.





Quiz time



1 Ask and answer.

- 1 Are there any chairs in the dining room?
a No, there aren't. b Yes, there are four.
c Yes, there are five.



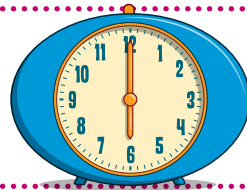
- 2 Cynthia ... breakfast at 8 o'clock.
a have b doesn't have c has

- 3 What is Tom doing? He's ...
a reading a book b dancing
c talking on the phone



- 4 ... you in the museum yesterday afternoon? Yes, I was.
a Was b Were c Are

- 5 What's the time? It's ...
a 12 o'clock b 9 o'clock c 6 o'clock



- 6 Is there a go-kart?
a Yes, there is. b No, there aren't.
c Yes, it was.

- 7 Which word starts with a different sound?



- 8 Are the cats ... ? No, they aren't.
a sleeping b sleep c sleeps

The haunted house game



7

AT THE HOSPITAL

1 CD 3
18

Listen and look. Then listen and say the words.

1 earache

2 headache

3 cold

4 doctor

5 toothache

6 nurse

7 stomach-ache

8 cough



2 Play the miming game.

What's the matter?


I'm ill.

You've got stomach-ache.

That's right.



1 Look, read and put the sentences in order.



- a He landed on the floor.
- b Yesterday, Harry and his friends played basketball.
- c 'Ouch!' shouted Harry.
- d 'Your arm is OK,' the doctor smiled.
- e Harry jumped up high.
- f The doctor looked at his arm.

2 ^{CD 3} Listen and say. ₁₉

GRAMMAR FOCUS

- jump - jumped
- land - landed
- shout - shouted
- look at - looked at



3 Change the words to talk about yesterday. Ask and answer.

watch ... listen ... to visit ... phone ... play ... walk ...

What happened yesterday?



I watched a film and played tennis. And you?

4 Your friend sent you a message and asked: *What happened yesterday?* Write the answer.

1 CD 3
20

Listen and sing.

Oh what a week, oh what a week,
Oh what a terrible, terrible week!

On Monday, my friend Jonathan
Played football with a flea.

On Tuesday, my friend Caroline
Played the violin for me.

On Wednesday night, I watched a film,
And I was really scared.

On Thursday night, an elephant
Climbed on my father's chair!

Oh, what a week ...

On Friday, after school,
I rode a dinosaur back home.

On Saturday, I phoned my gran,
But her dog ate up her phone.

It's Sunday and I'm in bed.

I want to stay here all day long,
But then I switch the radio on
And what I hear is this song.

Oh, what a week ...



2 Play the memory game.

What happened on Monday?

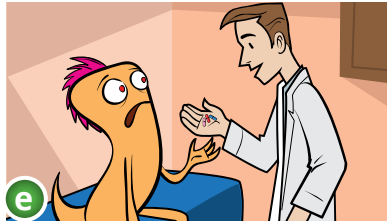


Jonathan played ...

What about Tuesday?

Caroline played ...

THINK!

1 CD 3 22 Listen and say the letter.



2 CD 3 23 Listen and say.


GRAMMAR FOCUS

wake up - **woke up** feel - **felt** have - **had**
go - **went** give - **gave** say - **said**



3 CD 3 22 Listen to the story from Activity 1 again. Then work with a friend. Make a story about Choc, the chocolate monster.

Last Monday, Choc woke up at night.



1 CD 3
24

The Explorers

At the hospital



Doctor: Here we are. Room 209. Go right in, kids. I'll see you and your grandfather later.
Ben: Thanks so much, Doctor.



Lucy: There's no answer. Your grandpa is sleeping.
Ben: OK, let's go in quietly.



Ben: Grandpa? Are you all right? I got a text message. It said you're in hospital.
Lucy: Something isn't right.



Ben: Oh no. It's a trap!
Lucy: Someone played a trick on us!



Horax: Ha ha! It's so nice of you to visit me in hospital. Welcome, children!
Ben: What do you want from us, Horax? Leave us alone!



Horax: You know what I want. I want the book, and I want the letters.
Lucy: No way. The book is ours. We found it in the castle!



Doctor: Please go outside for a moment, kids. Your grandfather needs an injection.
Horax: Well, I'm ... I mean ... I'm not ...
Doctor: Just lie down on the bed, please.



Lucy: Thanks, Doctor. We have to go now!
Ben: Bye, bye, Grandpa. Hope you get better soon!
Horax: Don't go! Wait! I want to ...

2 Read and match parts of the sentences.

- | | |
|----------------------------------|------------------------------------|
| 1 Ben got | a and not Ben's grandfather there! |
| 2 It said, 'Go to the hospital,' | b the book and the letters. |
| 3 They found Horax | c the doctor came in. |
| 4 Horax wanted | d a text message. |
| 5 At that moment | e and went out of the room. |
| 6 Lucy and Ben said, 'Bye, bye,' | f but it was a trick. |

3 Find who says ...

Someone play~~ed~~ a trick on us!

4 Listen and say.



Mike hiked – he liked it!



Kate skated – she hated it!

Learn and think

FEVER

1 Read and talk about the questions.

Sometimes you feel very hot when you feel ill. We call this a fever.

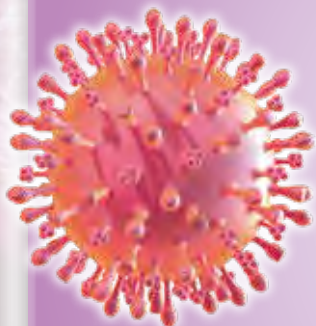
- 1 When did you last feel ill?
- 2 What was the matter?
- 3 Did you feel hot?

I last felt ill in February.



in bed with fever

2 Read and answer.



a virus

Our body likes to be at a temperature of about 36.6°C . But sometimes a virus gets into our body.

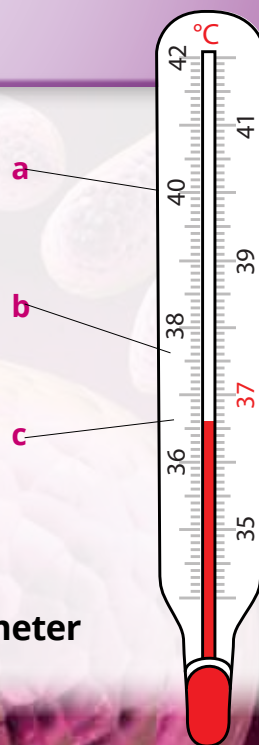
Our body wants to kill the virus so it gets hotter. A small fever starts at about 37°C and a fever above 40°C is dangerous. The high temperature also lets us know that there is something wrong and we can do something to help us get better. When we get better, our body goes back to 36.6°C again.

- 1 Match the words 1-3 to the letters a-c on the thermometer.

1. get to hospital
2. fever starting
3. feeling great

- 2 How do you feel when you get a fever?

I feel ... when I get a fever.



thermometer

Learn and think

1 Read about what you can do if you've got a fever.

If the temperature is below 39°C, you can stay at home and make sure you:

- 1 Get plenty of rest. This helps your body to fight the germs that are making you sick.
- 2 Drink a lot of water. Fevers can make you dehydrated (that means there's not enough water in your body).
- 3 Wear cool pyjamas and use a blanket that isn't too hot.

2 Look and tell the girl what *not* to do.

Don't ...



3 Make a thermometer.

PROJECT



- 1 Fill a bottle $\frac{1}{2}$ full with $\frac{1}{4}$ water and $\frac{1}{4}$ alcohol.



- 2 Add some red food colouring.



- 3 Push a straw through the clay and use the clay to close the top of the bottle. There should be no holes in the clay. Push the straw until it is about 1 cm from the bottom.




- 4 Mark the height of the liquid in the straw at room temperature. What happens if you put your bottle in the fridge?

8

THE MARKET

1 CD 3
29

Listen and look. Then listen and say the words.



1 fish

2 bread

3 eggs

4 grapes

5 lemons

6 watermelons

7 mangos

8 beans

9 tomatoes

10 potatoes

*The next letter
is underground.
Go to the caves
and look around.*

2 Describe and guess.

They're red and delicious.

Tomatoes!

1 Look, read and say the letter.

1 Would you like an apple?

Yes, please.

2 Would you like a tomato?

No, thank you.

3 Would you like some bread?

Yes, please.

4 Would you like an egg?

No, thank you. I'd like a mango, please.



2 Listen and say.

CD 3
30

GRAMMAR FOCUS

Would you like a tomato?

Yes, please.

Would you like some bread?

No, thank you.

I'd like an orange, please.



3 Choose four things you would like to eat. Then ask and answer.



1 CD 3
31

Listen and sing.

Would you like some fruit?
Yeah, fruit is really great.
Please eat lots of fruit,
Put it on your plate!
Would you like some fruit? ...

Give me a mango, please!
Give me an apple, too.
Give me some grapes,
And please keep some for you.





Would you like some fruit?
Yeah, fruit is really great.
Please eat lots of fruit,
Put it on your plate!

Would you like some fruit? ...



2 CD 3
31

Listen again. Say which fruit you hear in the song.



1 CD 3
33

Look and say the correct sentences. Listen and check.

- 1 Is there any ... a cake.
- 2 There isn't any ... b mangos?
- 3 Are there any ... c sweets.
- 4 There aren't any ... d bread?



2 CD 3
34

Listen and say.

GRAMMAR FOCUS

Are there any pears in the fridge?

Is there any bread in the basket?

Yes, there are.

No, there aren't any.

Yes, there is.

No, there isn't any.



3

Look at the pictures. Play the memory game.

Is there any ... in the fridge?





Lucy: The caves. Here we are.
Ben: The next letter is here.



Ben: Stay here and watch for Horax and Zelda.
Lucy: OK. Have you got your torch?
Ben: Yes, I have. Don't worry!



Ben: It's very dark here.
Lucy: Are there any letters in there?
Ben: No, there aren't any.



Ben: Wow! Cave paintings. What's that?
It's the letter E!

THE EXPLORERS



Ben: Oh no. It's Zelda and Horax!



Horax: Where are those kids?
Ben: Hey, Lucy. Horax and Zelda are here.
Lucy: Don't worry. I've got an idea.



Buster: Grrrrrr!
Zelda: What's that?
Horax: I don't know.
Zelda: Let's run!



Ben: Great idea, Lucy!
Lucy: Well done, Buster!

2 Answer the questions.

- 1 Does Buster go into the caves?
- 2 What does Ben find in the caves?
- 3 Who is in the caves too?
- 4 Do Horax and Zelda see Ben?
- 5 Who has got an idea to help Ben?

3 Find who says ...

Wow! **C**ave **p**aintings.

4 Listen and say.

CD 3
36

Phonics



Irene uses her nose to smell limes, cake and roses.


Skills

1 CD 3
37


Listen and say the letter.

1 Who makes breakfast on Sundays?


a



b



c




2 Who drinks milk for breakfast?


a



b




c



3 Who eats eggs and beans for breakfast?

a



b




c



4 Who doesn't like fruit?

a



b



c



2 Ask and answer.

What do you have for breakfast?

I have milk and ...

Create that!

1 CD 3
40

Listen and imagine. Then draw your picture.



2 Write about your picture. Use these questions.



- 1 What fruit is in your salad?
- 2 What fruit isn't in your salad?
- 3 Do you like your fruit salad?

In my favourite fruit salad, there are some oranges and there are some strawberries. There aren't any grapes and there aren't any mangos. Yummy!

3 Now tell the class.



This is my favourite fruit salad. There are ...

9

OUR DAILY TASKS

1 CD 3
42

Listen and look. Then listen and say the words.



1 sweep

2 do the shopping

3 tidy up

4 cook

5 take the dog
for a walk

6 feed the dog

7 wash up

8 dry the dishes




2 Who does the daily tasks in your family? Ask and answer.

Does your dad do the shopping?

Yes, he does.

1 Look, read and say the letter.



After school ...

- | | |
|---------------------------------------------------|--------------------------------------------------|
| 1 I start doing my homework at quarter past five. | 2 I have dinner at six o'clock. |
| 3 I finish washing up at half past six. | 4 I take the dog for a walk at quarter to seven. |
| 5 I brush my teeth at quarter past eight. | 6 I go to bed at half past eight. |

2 Listen and say.

CD 3
43

GRAMMAR FOCUS



It's eight **o'clock**.



It's **quarter past eight**.



It's **half past eight**.



It's **quarter to nine**.

I **start** doing my homework at quarter past four.

Molly **finishes** having dinner at half past eight.



3 Play the time game.

It's half past one.



That's right. I start having lunch at half past one.

1 CD 3
45

Listen and sing.

I do the shopping at half past three.
Then I walk the dog and I make the tea.
I do the washing up at quarter past four.
Then I tidy up and sweep the floor.



Oh what a busy day,
So much work to do.
There's no time to play.
So much work to do!



I do my homework at quarter to eight.
Then I feed the dog. I can't be late.
I climb into bed at half past ten.
I sleep till the morning, then I start again.



Oh what a
busy day, ...

2

Read the song. Then look at the clocks and say what the girl does.

She does her homework at quarter to eight.

1



2



3



4



1 CD 3
47

Listen. Then say the days for each job.



Monday
Tuesday
Wednesday
Thursday
Friday

After school ...

- take the dog for a walk at quarter to six
- do homework at quarter past four
- do homework after piano lesson
- wash up
- go to bed at half past eight

2 CD 3
48

Listen and say.



GRAMMAR FOCUS

John **always** goes swimming at quarter to six.
Mary **sometimes** washes up **after** dinner at quarter to eight.
Laura **never** goes to bed **before** half past eight.

THINK!

3

Look at Matt's jobs at home. Play the true or false game.

He never sweeps the floor after school.

False! He sometimes ...


Job	Monday	Tuesday	Wednesday	Thursday	Friday
	✓		✓		
	✓	✓	✓	✓	✓
		✓		✓	
				✓	✓



1 CD 3
49

The Explorers

The treasure



Lucy: Look. It's Horax and Zelda.
Ben: They've got our book! What are they doing?
Lucy: Let's find out ...



Horax: Look! A message with a missing word. We need the letters!
Ben: Atchoo!
Zelda: Hey, who's there?



Horax: Hi. You again!
Zelda: Now, we want the letters!
Ben: OK. They're *F I R S E N D*.
Horax: Hmm. It's a puzzle.



Zelda: Go away, silly dog!
Lucy: Oh! You're Mr Williams!
Horax: Yes, now you know!



Horax: These letters are a puzzle.
Zelda: Yes. They make a word.
Horax: Yes! It's the word *finders*. We are finders. Let's write it!



Horax: What's happening?
Zelda: The word is wrong. It's your fault, Horax!



Learn and think

I'm healthy!

1 CD 3
53

Listen and read. Ask and answer.

For a healthy life, it is important to:

- Have fun
- Eat healthy food
- Keep fit
- Do sport
- Learn new things
- Sleep

I ride my bike.

- 1 How do you have fun?
- 2 What games do you play?
- 3 How do you keep fit?
- 4 What healthy food do you eat?
- 5 How do you learn new things?
- 6 What time do you go to bed?

2 Look at the pictures. Are the activities healthy or unhealthy?

Eating fruit is healthy.



1 eating fruit



2 going to bed late



3 eating sweets



4 doing sport



5 going to bed early



6 watching a lot of TV

3 Do a class survey.



PROJECT

a Ask and answer.

How many hours a week do you do sport?

I do sport for four hours a week.

How many hours a week do you ...	1-2 hours	3-4 hours	5-6 hours	7+ hours
1. do sport?				
2. watch TV?				
3. play in the park?				
4. listen to music?				
5. play compute games?				



b Make a bar chart and show it to your friends.

Seven people in our class watch TV for one or two hours a week.



Quiz time



1 Ask and answer.

- 1 He's got
 a earache b toothache c headache




- 2 We ... in the playground yesterday at half past six.
 a played b play c plays




- 3 Are there ... bananas in the fridge?
 a some b any c a

- 4 I ... swimming yesterday.
 a goed b going c went



- 5 Sandra finishes ... breakfast before half past eight.
 a have b has c having

- 6 ... you like an ice cream?
 a Can b Have c Would



- 7 Maria ... feeds the dog after seven o'clock.
 a always b never

- 8 Would you like an egg and some bread for breakfast?
 a Yes, please. b No. Thank you. c Yes, I am.



The food game





MY DAY

1 Read and say how old the girl's grandparents are.



Hi! My name's Nina. I live with my grandparents in a village called Tronka near Mykolaiv. My grandma is sixty years old. My grandpa is seventy years old. They've got twenty hens and thirty sheep. I go to school on Mondays, Tuesdays, Wednesdays, Thursdays and Fridays. I help my grandparents at the weekends. I like to feed animals.

2 CD 3 56 Listen and say.

GRAMMAR FOCUS

20 - twenty

50 - fifty

80 - eighty

30 - thirty

60 - sixty

90 - ninety

40 - forty

70 - seventy

100 - one hundred



3 Spell the numbers from Activity 2 and guess.

F-O-R-T-Y.

Yes, it is.

Is it forty?



4 Use the text from Activity 1 as a model and write about your family and your week.





DEFENDER OF UKRAINE DAY

1 Read the text about Defender of Ukraine Day. Then match the sentences 1-4 to the pictures a-d.

Defender of Ukraine Day is a state holiday in October. My family celebrates it every year.

- 1 My uncle is a soldier. He works in the army and wears a uniform. He often takes part in the parade on this day.
- 2 My dad is a cook. He cooks for soldiers.
- 3 My mum is an artist. She paints pictures of our defenders.
- 4 My brother likes parades. He wants to be a pilot and fly a plane.



2 ^{CD 3} Listen and say. 57

GRAMMAR FOCUS

- | | | |
|-----------|----------|------------|
| an artist | an actor | an actress |
| a soldier | a cook | a pilot |



3 Think of a job. Describe and guess.

I fly a plane. I wear a uniform.

Are you a/an ... ?



CHRISTMAS

1 Read the texts and say the letter.

* * * It's Christmas time again! * * *



1 My name's Kate. I'm from England. We have Christmas dinner on December 25. We have roast turkey, potatoes and sausages. We make Christmas crackers. It's a paper tube! It makes a noise when you open it. Inside, there's a small present and a Christmas hat. We have Christmas stockings. Father Christmas puts presents in it!



2 My name's Olena. I'm from Ukraine. We have Christmas dinner on January 7. We have twelve dishes on our table. We eat kutia – sweet wheat porridge, borsch – beetroot soup, salads and potato dishes. We drink uzvar. It's a compote made from dried fruit. We wear traditional clothes and sing carols at Christmas.

2 Read the texts again and say how Kate's and Olena's Christmas celebrations differ.

Kate has Christmas dinner on December 25, but Olena has dinner on January 7.

3 Draw a picture of your family at Christmas. Then compare with your friend.



We give presents to each other and sing carols at Christmas.

We sing carols, too, but we don't give presents.



MY HOME

1 Read the text. Then count the furniture words.



My name's Polina.
I live with my mother
in a house in a
village near Lutsk.
The house isn't big,
but I like it.

My favourite room is my
bedroom. There are two
chairs, a bed, a table, a
wardrobe and a mirror in
my room.



My name's Roman.
I live in a flat with
my parents in
Dnipro. There are
two rooms in my
flat. My favourite room is
the living room. There is
a big sofa and a TV set in
the living room. I also like
the big window there.

2 Look at the picture and describe the room.



3 Talk to your friend. Choose a room and tell. Then guess.

Is it a bathroom?

There's a big mirror in this room.



SEASONS AND CLOTHING

1 Read the text. Then look at the pictures and write the names.



My name's Anna. I live in Ukraine. There are four seasons in Ukraine and they are very different. Look at my photos and learn about the seasons and weather in Ukraine. This is my sister Nadiika. She's wearing a hat and a scarf because it's winter. This is my cousin Myron. He's wearing rain boots because it's spring. This is my friend Solomiia. She is wearing a sun hat and a dress because it's summer. And this is me. I'm wearing a coat, because it's autumn.



2 Look at the pictures again and say what the children are wearing.

In picture 1, the girl is wearing a coat, a skirt and boots.

3 Draw your favourite season and yourself. Then say.



My favourite season is
I'm wearing



PANCAKE DAY

1 Read and choose the picture.

1 In Britain, Pancake Day is always on a Tuesday. It's the day before Lent starts. People cook and eat pancakes on Pancake Day. People go to a pancake race – they run and toss pancakes at the same time.

2 In Ukraine, we have Pancake week called Maslyana. It's also before the start of Lent. The pancake is a symbol of the sun. People make pancakes to celebrate the end of winter. They eat pancakes and have street festivals.



2 Listen and point. Then chant.

CD 3
58



Pancake Day, Pancake Day!
Pancake Day is a day away!
We're making lots of **panCakes!**
So, listen to what I say.

Flour and **butter**,
And **eggs** and **milk**,
Add **sugar** or **honey**,
Or **chocolate** or **jam**.

They're delicious
And they're sweet
Have lots of them,
They're a real treat!





WEATHER

1 Read the text. Then match the words 1-4 to the pictures a-d.

Great Britain is an island country. There's water around it. People there never know what clothes to wear because the weather changes very quickly. It can be cloudy in the morning, hot and sunny in the afternoon and cold in the evening. Sometimes weather can be very bad. For example, there was Hurricane Ophelia in Great Britain some years ago. Do you know what a hurricane is? A hurricane is a very big storm. It can come with (1) **strong wind**, (2) **heavy rain**, (3) **lightning** and (4) a **flood**.



a



c



b



d

2 Answer the questions.

- 1 What is a hurricane?
- 2 What is a flood?
- 3 What do you know about floods and hurricanes in Ukraine?

3 Look at the pictures from Activity 1 and mime. Then guess.



LET'S COOK

1 Read the text and say what the children are cooking.

- Let's make deruny. They are potato pancakes.
- OK! I can help you.
- Great. Give me potatoes, eggs and flour, please.
- I can't find flour.
- Where is your mum? You can ask her.
She can give us some flour.
- Right. Here you are.
- Now, where is the salt? Give it to me,
please.
- Let's mix everything and fry it.
- They are tasty.
- Where is your dad? We can give him one.
- He is in the basement. My grandparents are in the living room.
Let's give them some, too.
- Of course!



2 Listen and say.

CD 3
59

GRAMMAR FOCUS

Give **me** potatoes, please.

We can give **him** one.

You can ask **her**.

Give **it** to me, please.

I can help **you**.

Let's give **them** some, too.

She can give **us** some flour.



3 Read the dialogue again. Choose another dish and role play the dialogue with your partner.





FAMILY DINNER

1 Read the texts and say who cooks in Marko's and Mizuko's families.

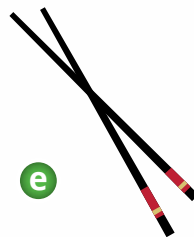


My name's Marko. I'm from Ukraine. I like to help my parents. I walk and feed my dog every day. I also sweep the floor. My parents cook and I wash the dishes. I like eating soups. My favourite is borshch. We have beautiful (1) **bowls** and big (2) **spoons** for soups. I like to eat from these bowls.



My name's Mizuko. I'm from Japan. I like to cook with my family. My mum cooks rice and my grandad cooks fish. We have square (3) **plates**. We don't use (4) **forks**, with use (5) **chopsticks**. After dinner, my grandpa washes up and I dry the dishes.

2 Read the texts again and match the words 1-5 to the pictures a-e.



3 Draw your family dinner and tell about:



- food your family cooks;
- dishes your family uses;
- who does the washing up;
- who dries the dishes in your family.

I can do



UNIT 1

1 Look at the timetable and say.

I play music on Mondays.

Monday	Tuesday	Wednesday	Thursday	Saturday	Sunday
music	tennis	swimming	origami make paper toys	visit grandma	play in the park

2 Read and answer the questions.

- 1 Do you play computer games at the weekend?
- 2 Do you go swimming on Fridays?
- 3 Do you play music on Mondays?

3 Agree or disagree with your friend.

I play football on Saturday.

So do I. / I don't.

I can do



UNIT 2

1 Look, read and say.

Their birthdays are in May.



We're friends.
Our birthdays are in May.

His birthday is in



My birthday is in August.



My birthday is in
November.



We're cousins.
Our birthdays are in January.

2 Talk to your friends. Ask and answer.

When's your birthday?

My birthday is in ...

I can do




UNIT 3

1 Look and describe the people. Use the words *his, her, their*.

Look at Ron and Jim. Their hair is short.




Ron



Kate



David



Linda



Jane



Jim

2 Look at the pictures again and say.

Ron's shirt is blue.

I can do




UNIT 4

1 Look and say.

They're in the kitchen.

She's in the ...



2 Look at picture 4. Answer the questions.

- 1 Is there a clock in the room?
- 2 Is there a ball in the room?
- 3 Are there any pictures in the room?
- 4 How many books are there in the room?

I can do



UNIT 5

1 Look and say.

She isn't listening to the radio. She's dancing.



2 Point to the picture. Ask and answer.

Is she dancing?

Yes, she is.

I can do



UNIT 6

1 Look and say.

I was in the music room at 2 o'clock. I wasn't in the classroom.



2 Answer the questions.

- 1 Were you in the classroom yesterday at 9 o'clock?
- 2 Were you in the park yesterday?
- 3 Were you in the dining hall yesterday at 11 o'clock?



UNIT 7

1

Look and say the words.

She's got a cold.

He's got ...



2

Change the words to talk about yesterday.

watch – watched
phone – ?

listen – ?
play – ?

visit – ?
walk – ?

wake up – woke up
go – ?

feel – ?
give – ?

have – ?
say – ?

I can do



UNIT 8

1 Look and say the words.



2 Look at the picture again and answer the questions.

- 1 Are there any mangos in the picture?
- 2 Are there any bananas in the picture?
- 3 Is there any bread in the picture?
- 4 What fruit in the picture would you like?

I can do



UNIT 9

1

Look and say.

I sweep the floor at quarter to seven.



2

Look again and say about yourself. Use the words *always*, *sometimes*, *never*.

I always sweep the floor at quarter to seven.

GRAMMAR FOCUS

MEET THE EXPLORERS

can / can't

I/You **can** / **can't** jump.
He/She **can** / **can't** play basketball.
We/They **can** / **can't** hop.

have / has got

I've / You've **got** an ice cream.
He's / She's **got** a pizza.
We've / They've **got** a cake.

1 Complete sentences. Use **can** or **can't**.

- 1 (✓) I ... bounce a ball.
- 2 (X) He ... ride a bike.
- 3 (X) She ... fly a kite.
- 4 (✓) They ... make a sandcastle.
- 5 (✓) We ... hit a ball.

2 Say the complete sentences. Use **'s got** or **'ve got**.

- 1 She ... a skateboard.
- 2 I ... a pencil.
- 3 We ... two dogs.
- 4 He ... a sandwich.
- 5 They ... red shoes.

can (questions)

Can you swim?
Yes, I **can**. / No, I **can't**.
Can he/she sing?
Yes, he/she **can**. / No, he/she **can't**.
Can they skip?
Yes, they **can**. / No, they **can't**.

have got (questions)

Have you **got** a pen?
Yes, I **have**. / No, I **haven't**.
Has he/she **got** a pencil?
Yes, he/she **has**. / No, he/she **hasn't**.
Have they **got** a book?
Yes, they **have**. / No, they **haven't**.

1 Say the complete sentences.

- 1 ... Maria climb a tree? Yes, she
- 2 ... you play football? Yes, I
- 3 ... John and Tim ride a bike? No, they
- 4 ... David fly a kite? No, he
- 5 ... they play tennis? Yes, they

2 Put the words in order. Then answer.



- 1 Clara / a computer / got / has / ? (✓)
- 2 have / they / a notebook / got / ? (X)
- 3 a rubber / Daniel / has / got / ? (X)
- 4 got / have / a pencil case / you / ? (✓)
- 5 she / got / a desk / has / ? (X)



1 Free time; *So do I / I don't* — *Do you ... ?*

I **play basketball** on Tuesdays.
So do I. / **I don't.**

Do you go to the zoo at the weekend?
Yes, I **do.** / No, I **don't.**

1 Say and answer *So do I or I don't.*

I play tennis ...

	Mondays	Tuesdays	Fridays
	tennis	football	swimming
	tennis	basketball	computer games

2 Put the words in order. Then ask and answer.



- 1 play / Do / football / on / you / Fridays / ?
- 2 Do / weekend / listen / to / music / at / you / the / ?
- 3 swimming / you / go / on / Do / Mondays / ?
- 4 on / you / Sundays / ride / Do / bike / your / ?
- 5 Do / you / weekend / tennis / at / the / play / ?

2 *When's your birthday? It's in ...; our, their*

When's your birthday? It's **in** June.
Our birthdays are in November.
Their birthdays are in September.

Adjectives; contracting *is*

The dog **is sad.** → The dog's **sad.**

1 Put the words in order.



- 1 December / in / Our / are / birthdays
- 2 birthday / When's / your / ?
- 3 birthday's / My / in / July
- 4 in / August / Their / are / birthdays
- 5 are / When / birthdays / their / ?

2 What's the word? Say.

- 1 Mary's **p h y p a.**
- 2 My T-shirt's **c n e l a.**
- 3 My dad's **u n y f n.**
- 4 Our cat's **d a s.**
- 5 David's **n u y o g.**

3

Possessive adjectives

My hair is straight.
Your favourite colour is blue.
His books are on the table.
Her eyes are brown.
Our bikes are in the garden.
Their house is big.

Possessive apostrophe

Fred's jumper is green.
Martha's hair is blonde.
Paul's pencils are on his desk.

1 Say the correct answer.

- 1 *My / His* name is Tania. I'm ten.
- 2 Lisa is my friend. *Her / His* hair is curly.
- 3 Tom and Cynthia are my cousins. *Their / Your* birthdays are in March.
- 4 We live in England. *Your / Our* house is beautiful!
- 5 Is that *her / your* dog? Yes, it is my dog.

2 Say the correct sentences. Use 's.

- 1 That's (Vicky) cat.
- 2 (Greg) eyes are blue.
- 3 Do you like (John) kite?
- 4 (Laura) computer isn't in her bedroom.
- 5 Is (Jane) T-shirt pink?

4


Where's / Where are ... ?

Where's he/she?
He's/She's **in the** dining room.
Where are they?
They're **in the** kitchen.

Is / Are there ... ? How many ... ?

Is there a car? Yes, **there is**.
Are there any cats? No, **there aren't**.
How many bikes **are there**?
There are five bikes.

1 Look and play the memory game.



- 1 Where's the boy?
- 2 Where are the footballs?
- 3 Is there a cat?
- 4 How many toys are there?

5

Present continuous, 3rd person

He/She **is swimming**.

He/She **isn't dancing**.

They **are sleeping**.

They **aren't singing**.

Is he/she **having** a bath?

Yes, he/she **is**. / No, he/she **isn't**.


Are they **fishing**?

Yes, they **are**. / No, they **aren't**.

1

Say the correct answer.

- 1 The hippos *are / aren't* swimming.
- 2 The parrot *is / isn't* drawing.
- 3 The zebras *are / aren't* dancing.
- 4 The monkey *is / isn't* jumping.
- 5 The crocodile *is / isn't* fishing.
- 6 The tiger *is / isn't* sleeping.



6

Was and were

I **was** at home yesterday at five. I **wasn't** at school.

You **were** at the cinema yesterday.

You **weren't** in the park.

Were you at home yesterday?

Yes, I **was**. / No, I **wasn't**.

1 Say the correct answer.

- 1 I *was / were* at the party yesterday.
- 2 Yesterday you *was / were* with Milly.
- 3 You *wasn't / weren't* in the library yesterday at 4 o'clock.
- 4 Yesterday morning I *wasn't / weren't* at the swimming pool.
- 5 You *was / were* at the café yesterday afternoon.

2

Make the questions for the answers.

Were you in the gym yesterday?

- 1 No, I wasn't in the gym. I was at home.
- 2 Yes, I was. I was in the computer room.
- 3 Yes, I was at the train station. I was there with Tom.
- 4 No, I wasn't in the garden. I was in the living room.
- 5 Yes, I was in the dining hall.

7

Simple past: regular verbs

I / You play**ed** basketball yesterday.
She / He walk**ed** to school this morning.
The helicopt**er** landed on the building.
We / They watch**ed** TV after school.

Simple past: irregular verbs

I / You **rode** a dinosaur! Really?
He / She **went** to bed at eight o'clock.
It **said**, 'Miaow,' I think.
They / We **had** a lot to eat at lunch.

1

In your notebook, write the infinitives. Find the irregular verbs.

- 1 climbed 2 felt 3 said 4 gave 5 went 6 smiled



8

*Would like; I'd like;
a / an / some*

Would you like **a** mango?
Yes, please. / **No, thank you.**
Would you like **some** water?
I'd like an egg, **please.**

Are there / Is there any ... ?

Are there any eggs in the basket?
Yes, there **are.** / No, there **aren't any.**
Is there any milk in the fridge?
Yes, there **is.** / No, there **isn't any.**

1

Put the words in order.



- 1 lemon / a / Would / like / you / ?
2 beans / Would / some / you / like / ?

2

Say the complete sentences.

- 1 ... there any grapes in the bowl?
Yes, there
2 ... there an egg in the bag? No, there

9

The time; start / finish + -ing



I **start** swim**ing** at six o'clock.
He / She **finishes** hav**ing** breakfast
at half past nine.

Adverbs of frequency; before and after

I / You **always** watch TV **before** dinner.
He / She **sometimes** feeds the dog.
We / They **never** wash up **after** lunch.

1

Say the complete sentences.

- 1  I start (have) ... lunch at ... two.
2  She finishes (watch) ... TV at ...
seven.

2

Say the complete sentences.

✓✓✓ = always ✓✓ = sometimes
X = never

- 1 (✓✓✓) I ... help my dad in the kitchen.
2 (X) Clara ... tidies up after breakfast.

Навчальне видання
Герберт Пухта, Гюнтер Гернґрос, Пітер Льюїс-Джонс

АНГЛІЙСЬКА МОВА
Підручник для 3 класу закладів загальної середньої освіти (з аудіосупроводом)

Рекомендовано
Міністерством освіти і науки України

Підписано до друку 28.05.2020.
Папір офсетний. Друк офсетний.
Формат 84*108/16, 11,76 умовн. друк. арк.
Тираж 91 451 прим. Замовлення № 600396

Віддруковано у ТОВ «КОНВІ ПРІНТ».
Свідоцтво про внесення суб'єкта видавничої справи до Державного реєстру видавців, виготівників і розповсюджувачів видавничої продукції.
Серія ДК № 6115, від 29.03.2018 р.
03680, м. Київ, вул. Антона Цедіка, 12
Тел. (044) 332-84-73

ТОВ «Видавництво «Лінгвіст»
04208, м. Київ, просп. Василя Порики, 9-Г, к. 58
Свідоцтво про внесення суб'єкта видавничої справи до Державного реєстру видавців, виготівників і розповсюджувачів видавничої продукції.
Серія ДК № 6168 від 03.05.2018 р.
Адреса редакції: 04071, Київ,
вул. Нижній Вал 17/8
Email: publishing@linguist.ua
Тел. (044) 599-32-28

ISBN (англ.) 978-848-3235-41-6
ISBN (укр.) 978-617-7713-41-7
© Quick Minds, Cambridge University Press, 2014
© Quick Minds (Krainian edition), Cambridge University Press
and Publishing House Linguist, 2020

Усі права застережено.
Жодна частина цього видання не може бути відтворена у будь-якій формі та будь-якими засобами без дозволу правласника.



www.publishing.linguist.ua

Thanks and acknowledgements

Authors' thanks

We would like to thank a number of people whose contributions proved invaluable at various stages of the planning, writing and production process of *Quick Minds*.

Many thanks go to our editorial team – Flavia Lamborghini, Emma Stubbs, Pablo Fernández de Córdoba, and Julieta Hernández – for being such a wonderful team, for their enthusiasm, their dedication to the project, their hard work and their fabulous *can-do* spirit.

A special thank you goes to Esteban García, our Production Controller.

We would like to thank Jeannine Bogaard, Publishing Manager; Angus Oliver, Director, Cambridge University Press Iberia; Frances Lowndes, Global Publishing Director and John Tuttle, Deputy Managing Director, ELT, at Cambridge University Press for making this project possible. Thank you all most warmly for your support and encouragement.

Herbert Puchta Günter Gerngross Peter Lewis-Jones

The publishers are grateful to the following contributors:

Victoria Bewick: freelance writer

Oliver Design: concept design

Pentacorb and Blooberry Design Ltd: book design and page make-up

Chefer and Abel Gantoff Sosa: cover design

Hilary Fletcher and Helen Bartlett: picture research

John Green and Tim Woolf, TEFL tapes; Bendito Sonido: audio recordings

Robert Lee and TEFL tapes: song writing

Trípode Fotografia and Stephen Bond: commissioned photos

Special thanks to Kay Bentley and Robert Quinn for their contribution in the development of the CLLI sections.

Special thanks to Karen Elliott for developing and writing the phonics material.

Special thanks to Yevheniia Zhukova for her contribution in the developing of I CAN DO section, CULTURE section and adapting the materials to Ukrainian curriculum.

The publishers and authors would like to thank the following consultants:

Lucy Frino, Pippa Mayfield, Susannah Reed, Hilary Ratcliff, Melanie Williams

The publishers and authors are grateful to the following teachers that took part in class observation and interviews:

Florentina Benito, Pilar Blanco, Isabel Caballero, Manuela Cabeza, Maria Dolores Clemente, Almudena Cortés, María Enrile, Luisa Fernanda Fernández, Mary Finbow, Dolores García, Irene García, María Elena García, Alicia Gil, Pablo Giménez, Paz Gómez, Carlota González, Carolina Jiménez, Gema Hernández, Yolanda Ibáñez, Teresa Ivars, Carlos López, Carolina Montes, Rut Pérez, Beatriz Rey, Sergio Rodríguez, Ángela Romero, Virginia Rubio, Eva Ruiz, Francisca Sánchez, Luis Sierra, Pedro Tielve, Javier Toledo, Guiomar Yagüe, Marta Zahira

The publishers are grateful to the following illustrators:

Alan Rowe, Andy Parker; Clive Goodyer (Beehive); Andrew Hennessey; David Semple; Chris Lensch (Sylvie Poggio); Bernice Lum; Anna Hancock; Marek Jagucki; Ben Hasler (NB Illustration); Red Jelly; Katy Jackson (Bright); James Elston (Sylvie Poggio); Sam Church (The Organisation)

We are unable to trace the copyright holders of the photographs that appear on pages 34–35 (b/g) and 68–69 (b/g) and would appreciate any information to enable us to do so.

The publishers are grateful to the following children for their contribution to the Creativity pages:

Olivia Escritt Hernández, Julio García Quintanilla, Mateo Lynch del Río, Alex Sánchez Thacker, Evie Sánchez Thacker

The publishers are grateful to the following for permission to reproduce copyright photographs and material:

Key: l = left, c = centre, r = right, t = top, b = bottom, b/g = background

p. 7 (1): Valua Vitaly/Shutterstock; p. 7 (2): Thomas M Perkins/Shutterstock; p. 7 (3): Thinkstock; p. 7 (4): Gelpi JM/Shutterstock; p. 7 (a): Eric Isselee/Shutterstock; p. 7 (b): Igor Kovalchuk/Shutterstock; p. 7 (c): Eric Isselee/Shutterstock; p. 7 (d): Elena Butinova/Shutterstock; p. 11 (tl): glenda/Shutterstock; p11 (tr): Digital Media Pro/Shutterstock; p. 16 – 17 (b/g): Fotolia.com/loiseb; p. 16 (tl): Shutterstock Images/Valentin Agapov; p. 16 (tr): Shutterstock Images/Voronin76; p. 16 (tr) Shutterstock Images/Elena Schweitzer; p. 16 (2tl): Nerthus/Shutterstock; p. 16 (cl): Shutterstock Images/J. Helgason; p. 16 (bl): Shutterstock Images/Elena Schweitzer; p. 17 (tl): Photolibary.com/Datacreaft/ Datacraft Co Ltd; p. 17 (tc): Alamy© keith morris; p. 17 (tr): Corbis/ © Chris Stock/Lebrecht Music & Arts; p. 17 (bl): Shutterstock Images/Artmim; p. 17 (bc): Shutterstock Images/Nesterov; p. 17 (br): Alamy© David J. Green; p. 19 (tl): Pressmaster/Shutterstock; p. 19 (tr): Africa Studio/Shutterstock; p. 19 (cl): © PhotoAlto /Alamy; p. 19 (cr): moodboard/Corbis; p. 27 (b): LVV/Shutterstock; p. 31 (t): Images/Stone/Smith Collection; p. 31 (c): PhotoLibrary.com/Radius Images; p. 31 (b): restyler/Shutterstock; p. 34 (tl): Lorelyn Medina/Shutterstock; p. 37 (tl): wavebreakmedia/Shutterstock; p. 37 (tc): © Denkou Images/Alamy; p. 37 (tr): Goodluz/Shutterstock; p. 37 (bl): Thinkstock; p. 37 (bc): Carme Balcells/Shutterstock; p. 37 (br): Ammentorp Photography/Shutterstock; p. 45 (at): Pavel L Photo and Video/Shutterstock; p. 45 (b1): Thinkstock; p. 45 (a2): mattomedia Werbeagentur/Shutterstock; p. 45 (b2): Ronald Summers/Shutterstock; p. 45 (a3): © NewStock/Alamy; p. 45 (b3): Thinkstock; p. 47 (1): Thinkstock; p. 47 (2): Zou Zou/Shutterstock; p. 47 (3): Catalin Petolea/Shutterstock; p. 47 (4): Jacek Chabraszewski/Shutterstock; p. 50 – 51 (b/g): Fotolia.com; p. 50 (1): Photolibary.com/Peter Arnold Images/ Doug Perrine; p. 50 (2): Alamy© LeighSmithImages; p. 50 (3): Photolibary.com/Oxford Scientific (OSF)/ Mark Webster; p. 50 (4) Photolibary.com/Oxford Scientific (OSF)/ David B Fleetham; p. 50 (5): Photolibary.com/Oxford Scientific (OSF)/ David B Fleetham; p. 50 (6): Photolibary.com/Bios/ Brandon Cole; p. 68 (tl): Corbis© Cynthia Hart Designer; p. 68 (tr): Painting "Awayday" by Lewis C Bennett: www.slides2disk.co.uk; p. 68 (bl): Getty Images/ The Bridgeman Art Library/Andrew Macara; p. 68 (br): Cafe Terrace, Place du Forum, Arles, 1888 (oil on canvas) by Gogh, Vincent van (1853-90) Rijksmuseum Kroller-Muller, Otterlo, Netherlands/ The Bridgeman Art Library Nationality / copyright status: Dutch / out of copyright; p. 69 (tl): Alamy©Fotomaton; p. 69 (tr): Alamy© GAUTIER Stephane/SAGAPHOTO.COM; p. 69 (cl): Alamy©Sally and Richard Greenhill; p. 69 (cr): PhotoLibrary.com/Robert Harding Travel/Ken Gillham; p. 73 (a): Henn Photography/cultura/Corbis; p. 73 (b): Thinkstock; p. 73 (c): Thinkstock; p. 73 (d): Maya Kruchankova/Shutterstock; p. 80 (b/g): Thinkstock; p. 80 (tl): Thinkstock; p. 80 (a): Africa Studio/Shutterstock; p. 80 (b): © Food and Drink Photos/ Alamy; p. 80 (c): Crepoles/Shutterstock; p. 81 (b/g): Thinkstock; p. 81 (tl): Thinkstock; p. 81 (a): © Piero Cruciani/Alamy; p. 81 (b): Ronnie Kaufman/Larry Hirshowitz/Blend Images/Corbis; p. 81 (c): Svetlana Foote/Shutterstock; p. 81 (b/g): Thinkstock; p. 82 (b/g): Thinkstock

CAMBRIDGE
UNIVERSITY PRESS

Cambridge University Press is part of
the University of Cambridge.

www.cambridge.org